

TAFELN I—XV.

TAFELN I-XX

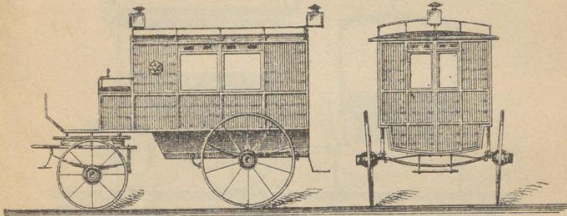
TAFEL I.

Ambulanz Wagen
für den Transport von gewöhnlichen Kranken & Verletzten.

Seitenansicht.

Rückwärtige Ansicht.

a.




Radhöhe 850 - 1100^{mm}
Kastenbreite 1370^{mm}

Kastenlänge 2220^{mm}
Kastenhöhe 1420^{mm}

Längenschnitt.

H



Länge der Tragbahre 2080^{mm}
Breite " " 530^{mm}

Maßstab:




Illustration of the
first railway carriage
constructed by George
Stephenson



Fig. 1. The first railway carriage
constructed by George Stephenson

Illustration of the
second railway carriage

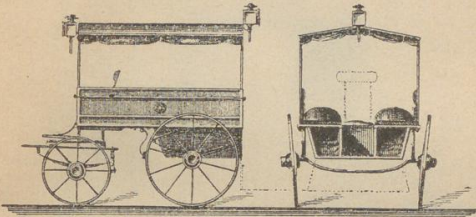


Fig. 2. The second railway carriage
constructed by George Stephenson

Transportswagen für Sanitäts-Erationen,
mit 2 Tragbahnen.

Seitenansicht.

Rückwärtige Ansicht.



Radhöhe 850 - 1100, Kastenlänge 2000, Kastenbreite 1500.
Kastenhöhe 1250.


Fougon

für Vorwärter & Bedienten

Seitenansicht

Rückwärtige Ansicht.

K.




Radhöhe 850 - 1100, Kastenlänge 2850, Kastenbreite 1500,
Kastenhöhe 1580.
Maßstab



Transportation für die Provinz

1871

Verkehrsmittel



Verkehrsmittel für die Provinz 1871

1871

Verkehrsmittel

1871



Verkehrsmittel für die Provinz 1871


1871

TAFEL III.

Landauer

für den Transport von Kranken und Verletzten
bevorzugter Stände.

E.




Radhöhe 870 - 1200^{mm} Länge des ganzen Wagens 3170^{mm}
Spürweite 1200 - 1335^{mm} Kastenlänge von außen 1900^{mm}
Kastenbreite in der Mitte 1425, Kastenbreite rückwärts 1210^{mm}

Coupe oder Transportwagen für Geisteskrankhe.

Im Innern mit Kautschuk verkleidet.


Seitenansicht.

Rückwärtige Ansicht. F.




Radhöhe 870 - 1030^{mm} Kastenlänge 1030^{mm}
Spürweite 1100 - 1230^{mm} Kastenhöhe 1555^{mm}
Kastenbreite in der Mitte 1265, Kast. Breite rückwärts 1140.

Masstab




Einige der neuesten Modelle
für den Transport von Personen und Gütern
in der Provinz



Modell 1870 - 1875
Modell 1875 - 1880
Modell 1880 - 1885

Einige der neuesten Modelle
für den Transport von Personen und Gütern
in der Provinz



Modell 1870 - 1875
Modell 1875 - 1880
Modell 1880 - 1885

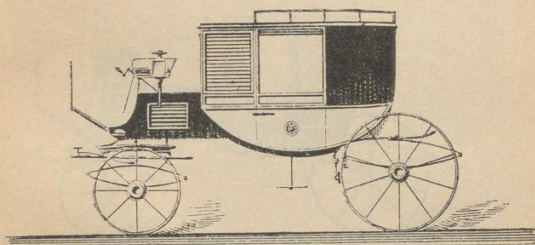
Einige der neuesten Modelle
für den Transport von Personen und Gütern
in der Provinz

Landaier
für den Transport von Kranken oder
Verletzten bevorzugter Ständer.

Ansicht.

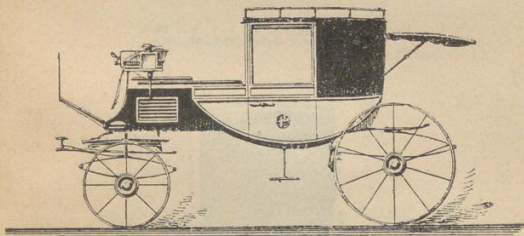
Geschlossen.

A.



Geöffnet.

B.



Radhöhe 850 - 1200^{mm}. Länge des ganzen Wagens 3130^{mm}
 Spurweite 1200 - 1385^{mm}. Axtenlänge von außen 1900^{mm}
 Axtenbreite in der Mitte 1425^{mm}. Axtenbreite rückw. 1210^{mm}
 Axtenhöhe 1420^{mm}

Maßstab.






Table II

Landwirthschaft

Die Landwirthschaft ist die Grundlage der Nahrungsmittel-Produktion und der Rohstoffe für die Industrie.

Landwirthschaft

Landwirthschaft



Die Landwirthschaft ist die Grundlage der Nahrungsmittel-Produktion und der Rohstoffe für die Industrie.


Landwirthschaft

Landwirthschaft

Landauner
für den Transport von Kranken oder
Verletzten bevorzugter Stände.

Längenschnitt.

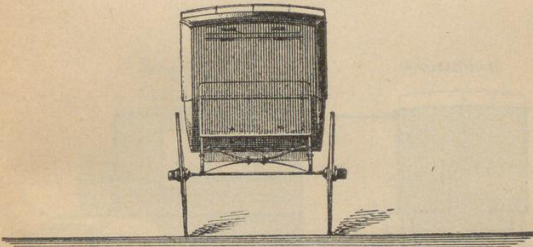
C.



Länge der Tragbahn 2140^{mm}
Breite " " 580^{mm}

Rückwärtige Ansicht.

D.



Maßstab




Table 7

Handwritten text, likely a title or description, appearing as bleed-through from the reverse side of the page.

Handwritten text, likely a label for the first illustration.



Handwritten text, likely a label for the second illustration.

Handwritten text, likely a label for the third illustration.

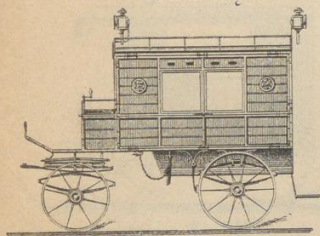


Handwritten text, likely a label for the fourth illustration.

Handwritten text at the bottom of the page, possibly a signature or a note.

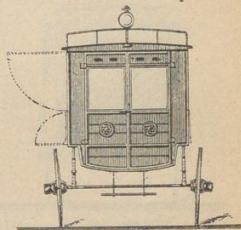
Kranken-Transportwagen
mit seitlicher Einlagerung.

Seitenansicht.




Radhöhe 800-900 mm
Kastenbreite 1000

Rückwärtige Ansicht.



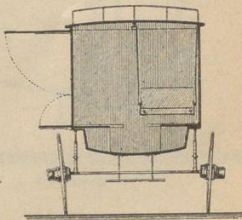
Kastenlänge 2050 mm
Kastenhöhe 1100

Längenschnitt.

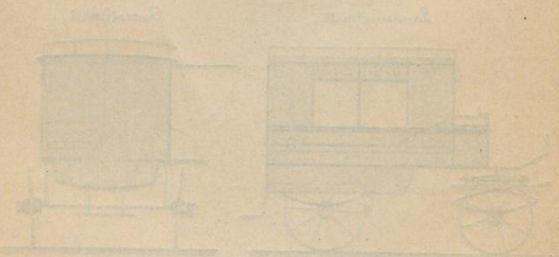


Länge der Tragbahre 1930 mm Breite der Bahre 580 mm

Querschnitt.



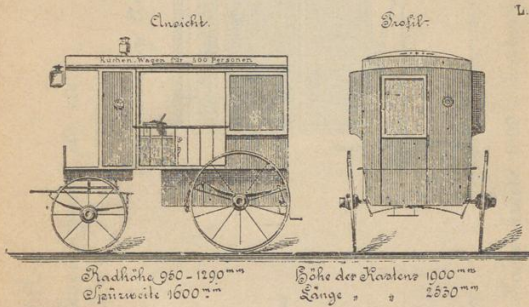
Handwritten title text, possibly describing a type of carriage or vehicle.



TAFEL VII.

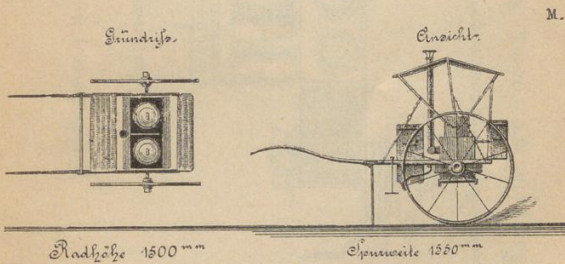
Mittlerer Küchenwagen für 500 Personen.

4 Stunden Kochzeit.



Kleiner Küchenwagen für 200 Personen.

3 Stunden Kochzeit.



Masstab




Table II

Illustration of the steam engine for the locomotive





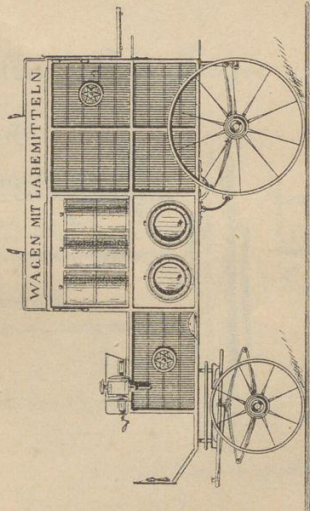
Illustration of the steam engine for the locomotive



Labwagen

zur Speisung und Labung von Feuerwehren, etc. etc.

Seitenansicht.



Nachhöhe 600 - 900^{mm} Kastenlänge 1650^{mm} Kastenbreite 1000^{mm} Kastenhöhe 1020^{mm}

Rückwärtige Ansicht.

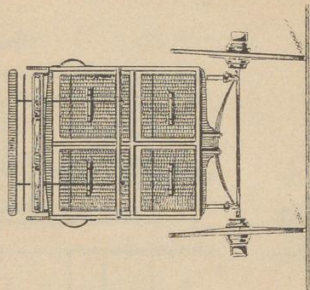


Fig. 1. A perspective view of the machine for the purpose of showing the arrangement of the parts.




Fig. 1. A perspective view of the machine for the purpose of showing the arrangement of the parts.




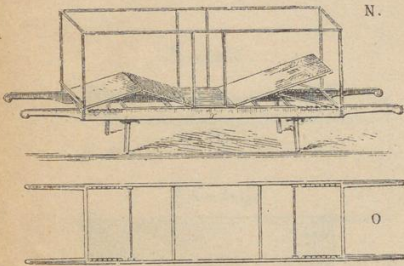
Fig. 2. A perspective view of the machine for the purpose of showing the arrangement of the parts.

It is to be observed that the machine is adapted for the purpose of showing the arrangement of the parts.

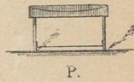
Fig. 1. A perspective view of the machine for the purpose of showing the arrangement of the parts.

Gedechte Stadt-Trage:

Ansicht




Profil




Grundriß

Untheilbare Feld-Trage:


Ansicht



Grundriß



T.



Profil

S.



Zusammengewollt.

Maßstab.




Table IX

Table of the ...

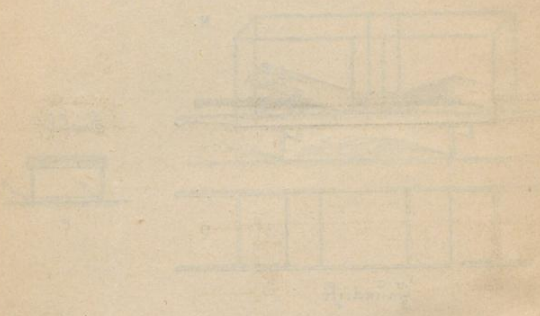


Table of the ...




Table of the ...

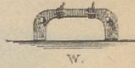
Table of the ...

Heilbare Feld-Trage.


Ansicht.



Profil.




Grundriß

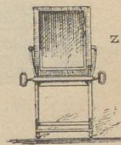


Siegen - Stuhl

Profil.




Ansicht.





Zusammengelegt.



Maßstab



Handwritten title or heading, possibly "Handwritten Title" or similar, oriented upside down.



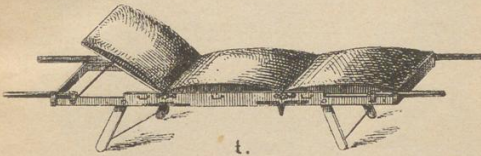
Handwritten title or heading, possibly "Handwritten Title" or similar, oriented upside down.




Handwritten label or caption below the chair drawing, oriented upside down.

Zusammenlegbarer Operations-Tisch.

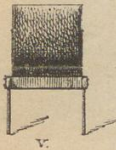
Ansicht.



Grundriss.



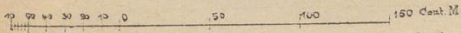
Profil.



Zusammengelegt.



Maßstab



20*

Page 11

Geometrische Optik


1. Aufgabe



2. Aufgabe



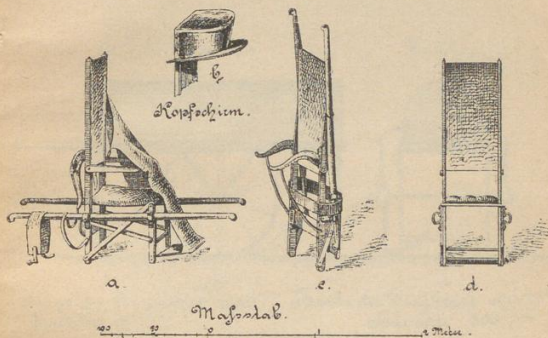
3. Aufgabe



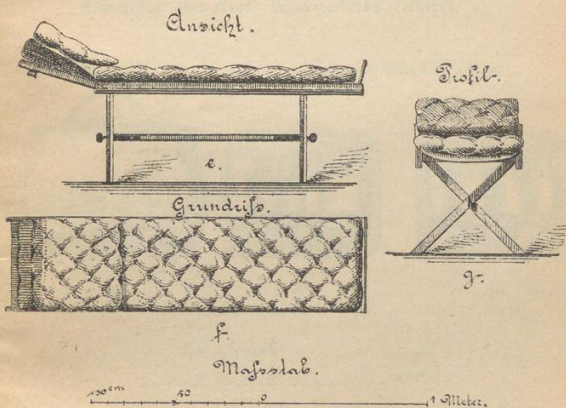
4. Aufgabe

5. Aufgabe

Trage für den Transport aus Dachkammern




Feld - Bett



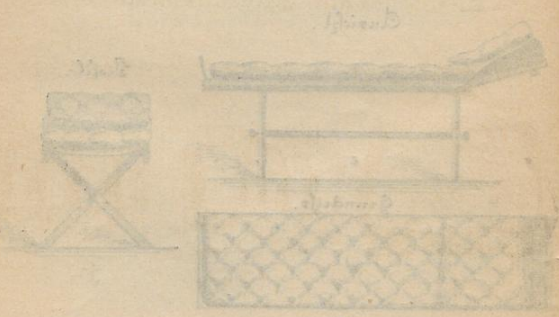
III. THEAT

Handgezeichnete Pläne der verschiedenen Theaterränge



Schaufront

III. B. Bänke



Schaufront


Schaufront

Schaufront

Todten-Rädertrage.

Ansicht

Drehf.



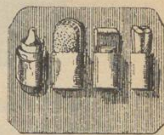

^{h.}
 Länge der Tragbahre 1980^{mm}
 Radhöhe 900^{mm}

^{i.}
 Breite der Tragbahre 570^{mm}
 Spurweite 500^{mm}

Tasche für den Sanitätsmann.

Ansicht.

Inner Wandflächen.



h.

l.

m.

Maßstab





PLATE III

Section of the



of the

of the

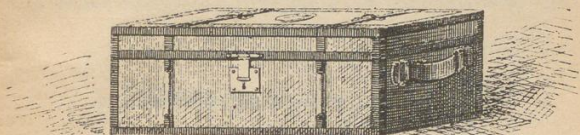
of the



of the

Sanitätskasten No 1.


Ansicht.



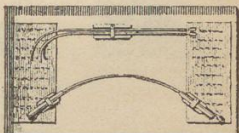
Innere Eintheilung

n.

Innere Ansicht des Deckels




o.




p.

Maßstab.



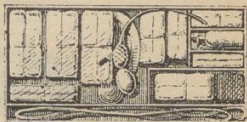
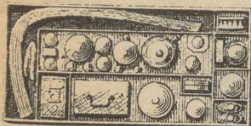
Sanitätskasten No 2.

Ansicht.




Oberes Fach.

Unteres Fach.

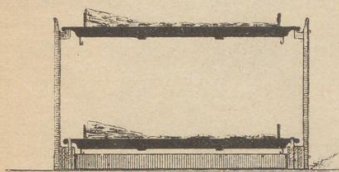


Maßstab




Ständer und Tragbetten
zum Einstellen
in Eisenbahnwaggons bei Krankentransporten


Ansicht



Profil

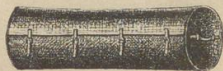


Grundriß


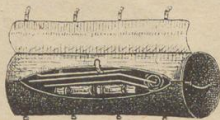


Ledersack
mit verschiedenen Schienen
für erste Hilfeleistungen.

Ansicht.




Innere Ansicht.



Page 17

Section of a wall
with a window
and a door



Section of a wall
with a window
and a door



Section of a wall
with a window
and a door

